

FC-8ST

CEILING SUBWOOFER



TECHNICAL DATA SHEET

PRODUCT SUMMARY

The FC-8ST ceiling subwoofer is specifically designed to complement the full range of IsoFlare™ FC ceiling speakers, both in performance and aesthetics.

The FC-8ST will deliver rich, impactful low-end performance in applications requiring premium sonic quality and additional headroom with exceptional reliability, all in an architect/designer/installer friendly package.

The 200 mm (8.00") high excursion driver with weatherized multi-fiber paper pulp cone, Santoprene™ surround, and 2nd order 140 Hz passive low pass filter are mounted in an optimally tuned, injection molded, front baffle manufactured from UV/weather resistant UL94V-0 ABS material.

Integration with FC ceiling speakers can be further enhanced via the AtlasIED Atmosphere DSP platform.

The FC-8ST is supplied with C-Ring and Tile Bridges

KEY FEATURES

- Patented tool-less high travel secure-clamp mechanism for fast and trouble-free installation.
- Bezel-less grille - magnetically secured removable logo. Allows for a single step painting process if necessary. No requirement for adapters to accommodate optional square grilles.
- Weather treated multi-fiber cone.
- Full bandwidth exceptionally low insertion loss 60 W 70/100 V transformer.
- Easy Access Tap Rotary Selector Switch.
- Enhanced voicing presets available via AtlasIED Atmosphere platform .

APPLICATIONS

- Boardrooms & Corporate Offices
- Airports, Convention Centers, Hotels
- Casinos
- Houses of Worship
- Retail Outlets, Shopping Malls
- Museums
- Lounges / Bars
- Sports Facilities
- Health Clubs
- Performing Arts Centers
- Education Facilities
- Cruise Ships
- Courtrooms
- Multi-zone Foreground Music & Paging Systems

FC-8ST

CEILING SUBWOOFER



TECHNICAL DATA SHEET

AUDIO SPECIFICATIONS / PERFORMANCE

SYSTEM	FC-8ST
Type	Direct Radiating Ceiling Subwoofer (Blind Mount)
Frequency Range (-10dB) ¹	40 Hz ⁶ -200 Hz
Frequency Response (+/- 3dB) ¹	47 Hz -140 Hz (passive low pass filter)
System Sensitivity (1W @ 1m) ²	92 dB
Nominal Coverage Angle (-6dB)	180°
POWER HANDLING³	
Average	90 W
Program	180 W
Peak	360 W
Recommended Amplifier Power	180 W @ 8 ohms
Nominal Impedance	8 ohms
Transformer Taps - via rotary selector switch 70/100 V	60 W, 30 W, 15 W (7.5W 70 V) & Low Z operation
RATED MAXIMUM SPL⁴	
Average	112 dB
Peak	118 dB
With Max. Transformer Tap - Average	110 dB
TRANSDUCERS	
Low Frequency	8" (200 mm) long-throw woofer Treated multi-fiber paper cone, Santoprene surround

FC-8ST

CEILING SUBWOOFER



TECHNICAL DATA SHEET

AUDIO SPECIFICATIONS / PERFORMANCE

ENCLOSURE

Back can	Powder Coated Steel (Black)
Baffle	High Impact ABS UL-V0 (Black)
Grille	Steel, weather resistant coating (White)
Safety Features	Safety ring for load bearing safety bond
Clamping design	SafetyFirst™ with locking dog legs Min/Max Clamping Range - 0.33"–1.70" (8.38 mm–43.18 mm)
Cable Entry Options	Cable clamp & squeeze connector for conduit up to 0.87" (22 mm)
Input Connection	Removable locking Euroblock connector with screw terminals & loop through facility
Safety Agency Rating	UL1480A, UL2043, CE Suitable for use in air handling spaces per NFPA90 & NFPA70
Ingress Protection	IP44
Operating Temperature	-40°F to 140°F (-40° C to 60° C)
Environmental Testing	Salt Spray
Baffle Diameter	ø 12.75" (323.9 mm)
Backcan Diameter	ø 11.26" (286.0 mm)
Cutout Diameter	ø 11.57" (293.9 mm)
Mounting Depth	13.46" (342.0 mm)
Overall Depth	13.62" (346.0 mm)
Round Grille Diameter	12.91" (328.0 mm)
Square Grille Diameter	12.91" (328.0 mm)
Included Accessories	C-Ring, tile-bridge kit, paint mask, cut-out template, round white grille
Optional Accessories	Plaster (mud) ring, round black grille, square white grille, square black grille, tile bridge kit
Packed Quantity	1
Shipping Dimensions (H × W × D)	16.2" × 28" × 20.1" (41 cm × 71 cm × 51 cm)
Net Weight - lbs (per unit)	18.3 lbs (8.3 kg)
Shipping Weight - lbs	28.9 lbs (13.1 kg)

Notes:

- | | |
|---|---|
| 1 - Average over stated bandwidth, full space, IEC Baffle | 4 - Calculated from rated noise power and sensitivity |
| 2 - Unweighted pink noise input, measured at 1 meter on axis | 5 - 1 kHz–10 kHz average |
| 3 - Long term power handling capacity as defined in EIA - 426B test | 6 - Recommended High-Pass (24 dB/Oct) |

A full range of measurements, performance data, Ease™ and CLF Data can be downloaded from www.atlasied.com.

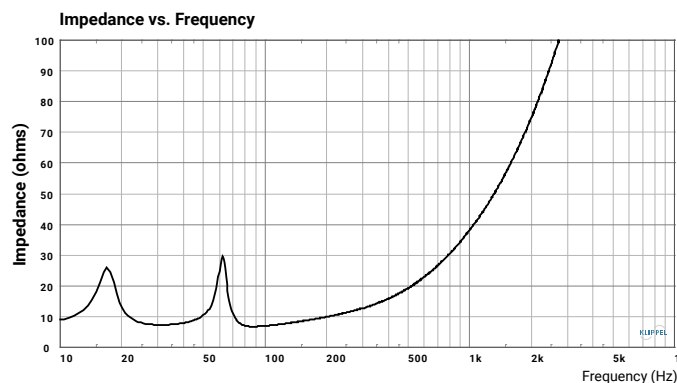
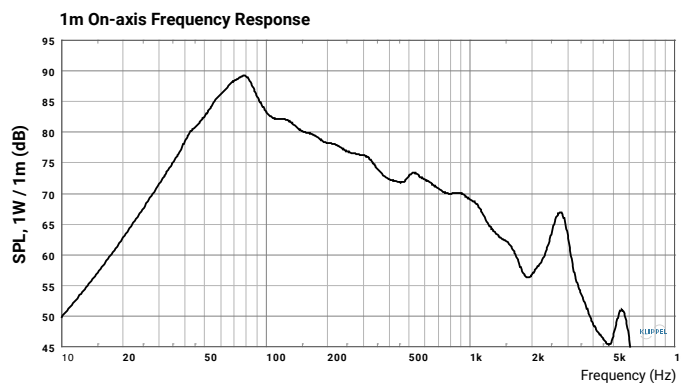
FC-8ST

CEILING SUBWOOFER



TECHNICAL DATA SHEET

PERFORMANCE MEASUREMENTS



FC-8ST

CEILING SUBWOOFER

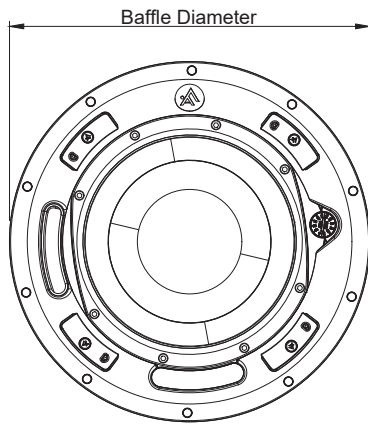


TECHNICAL DATA SHEET

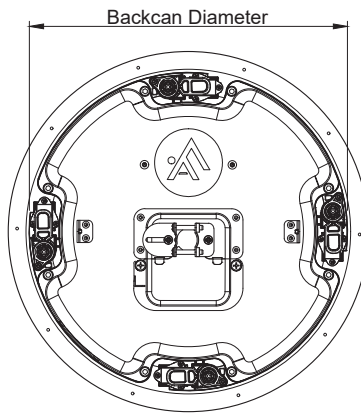
DIMENSIONAL DRAWINGS

PRODUCT DIMENSIONS

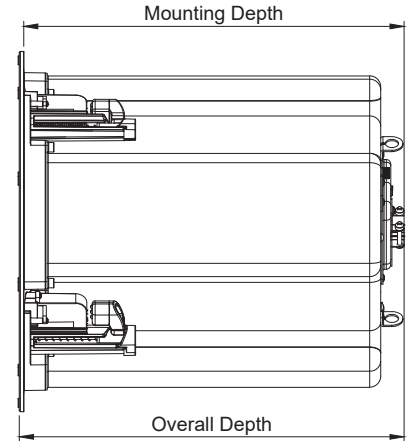
Baffle Diameter	ø 12.75" (323.9 mm)
Backcan Diameter	ø 11.26" (286.0 mm)
Cutout Diameter	ø 11.57" (293.9 mm)
Mounting Depth	13.46" (342.0 mm)
Overall Depth	13.62" (346.0 mm)
Round Grille Diameter	ø 12.91" (328.0 mm)
Square Grille Length	12.91" (328.0 mm)



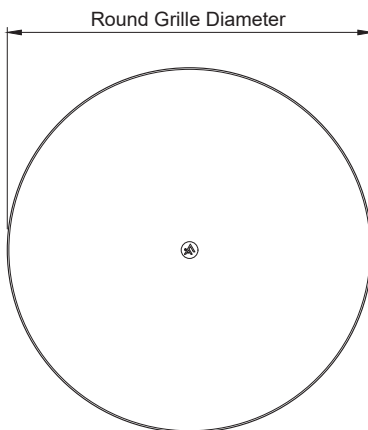
Front View




Rear View



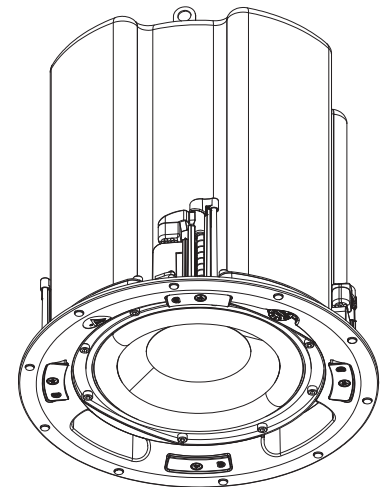
Side View



Round Grille



Square Grille



Isometric View

FC-8ST

CEILING SUBWOOFER



TECHNICAL DATA SHEET

ARCHITECT AND ENGINEER SPECS

The Ceiling Subwoofer System shall be of a flush-mount design with an internal 2nd order 140 Hz passive low pass filter and a 60 W low insertion loss 70/100 V transformer for use in constant voltage distributed lines. A high excursion 8-inch multi-fiber treated paper woofer with Santoprene rubber surround, shall be housed in a proprietary injection molded ABS UL94V-0, UV fade resistant vented baffle. The back can shall be of powder coated steel construction. A recessed termination box shall be integrated with the back can, a removable connector with screw terminals for secure wire termination with "loop through" facility shall be provided. Strain relief will be provided by a clamping mechanism for use with plenum rated cable or conduit. The loudspeaker shall incorporate a tool-less, high-travel dogleg mechanism. It shall utilize a one-piece, bezel-less grille and an optional square grille if required.

The loudspeaker shall comply with the following safety standards; UL1480A, UL2043, CE.

The loudspeaker shall meet the following performance specifications: On-axis system frequency range shall be 40 Hz to 200 Hz (~10 dB). The broadband sensitivity shall be 92 dB (2.83 V at 1 m) SPL in full-space environment with recommended high-pass protection. The long-term power handling rating shall be 90 W as defined in EIA-426B. The maximum continuous output shall be 112 dB SPL and the maximum peak output shall be 118 dB SPL. The nominal coverage pattern shall be essentially omnidirectional. The transformer shall have power taps 60 W, 30 W, 15 W, 7.5 W (3.8 W 70 V), plus an 8-ohm bypass, selectable using a rotary switch located on the front baffle. The loudspeaker Euroblock input connections shall allow for direct connection to 70-volt, 100-volt, or low-impedance amplifiers.

The loudspeaker grille diameter shall be 12.91" (328 mm), and 13.62" (346 mm) deep (to top of safety loop). The unit net weight shall be 18.3 lbs (8.3 kg).

Two support rails and one C-Ring shall be included.

The warranty shall be 5 years.

The loudspeaker shall be the Atlas + Fyne FC-8ST.